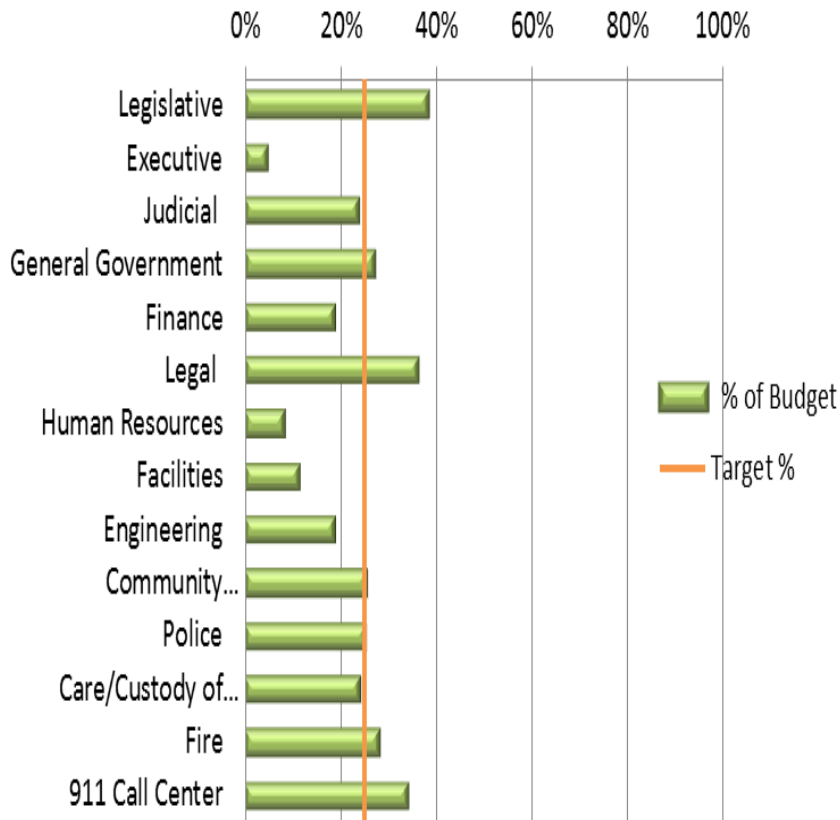


City of Aberdeen General Fund Dashboard Report YTD as of 3/31/18

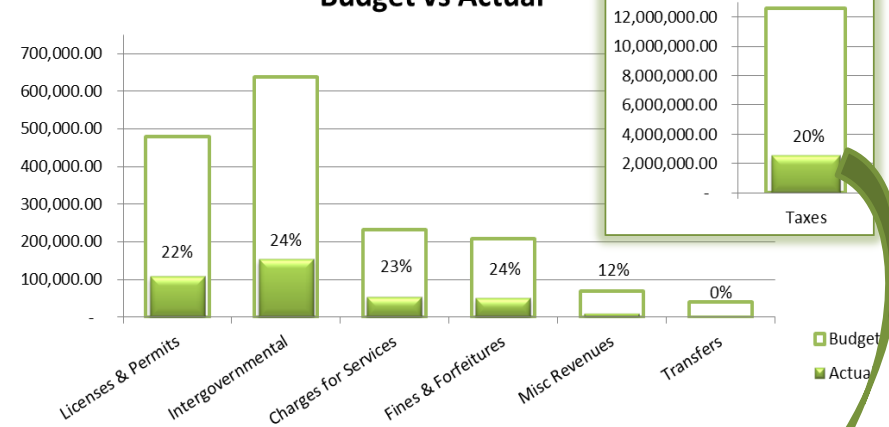
General Fund Recap	Annual Budget (without reserves)	Actual	% of Budget
Revenues	14,284,632	2,935,829	21%
Expenditures	14,466,495	3,636,658	25%
Source (Use) of Reserves	(181,863)	(700,828)	

Target = 25%

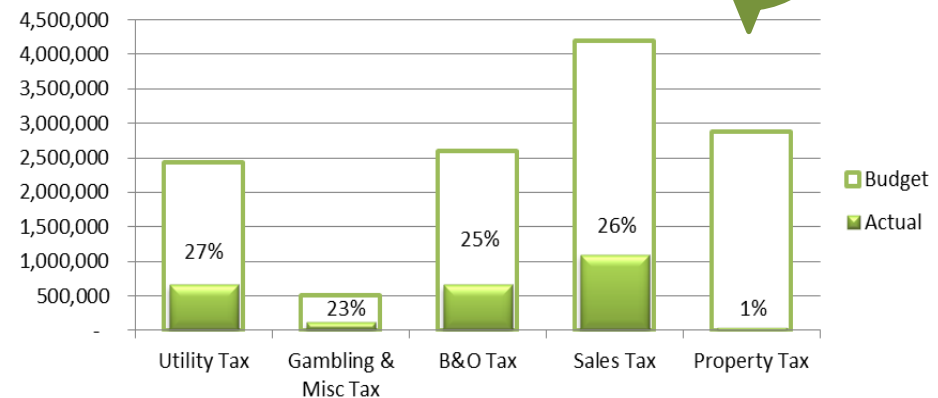
YTD Expense Percent of Budget



YTD Revenue Budget vs Actual



YTD Tax Revenue Breakout



City of Aberdeen - Utility Funds

YTD as of 3/31/2018

SEWER UTILITY FUND 403	Annual Budget (without reserve)	YTD Actual	% of Budget
Revenues	5,978,000	1,009,791	17%
<u>Expenditures</u>			
Salary & Benefits	2,110,143	507,639	24%
Supplies & Services	1,404,350	507,676	36%
Capital Outlay	1,850,000	66,807	4%
Debt Service	449,495	77,036	17%
Other Financing Uses - Transfers	300,800	45,052	15%
	-	-	
Total Expenditures	6,114,788	1,204,211	20%
Source (Use) of Reserves	(136,788)	(194,419)	

WATER UTILITY FUND 404	Annual Budget (without reserve)	YTD Actual	% of Budget
Revenues	4,617,000	909,809	20%
<u>Expenditures</u>			
Salary & Benefits	2,169,417	528,794	24%
Supplies & Services	1,078,600	344,653	32%
Capital Outlay	293,000	8,232	3%
Debt Service	382,035	-	0%
Other Financing Uses - Transfers	343,000	83,772	24%
	150,000	-	
Total Expenditures	4,416,052	965,451	22%
Source (Use) of Reserves	200,948	(55,642)	

STORMWATER UTILITY FUND 405	Annual Budget (without reserve)	YTD Actual	% of Budget
Revenues	498,500	125,770	25%
<u>Expenditures</u>			
Salary & Benefits	12,224	3,056	25%
Supplies & Services	10,000	-	0%
Other Financing Uses - Transfer to Street Fund	24,600	7,917	32%
	480,000	-	
Total Expenditures	526,824	10,973	2%
Source (Use) of Reserves	(28,324)	114,797	

INDUSTRIAL WATER UTILITY FUND 407	Annual Budget (without reserve)	YTD Actual	% of Budget
Revenues	735,000	64,411	9%
<u>Expenditures</u>			
Salary & Benefits	55,663	31,123	56%
Supplies & Services	193,500	8,749	5%
Capital Outlay	827,500	131,991	16%
Other Financing Uses - ER Oper & Rsrv	14,000	2,448	17%
Total Expenditures	1,090,663	174,311	16%
Source (Use) of Reserves	(355,663)	(109,900)	

City of Aberdeen - Select Special Revenue Funds

YTD as of 3/31/2018

EMS FUND 120	Annual Budget (without reserve)	YTD Actual	% of Budget
Revenues	3,472,055	824,557	24%
<u>Expenditures</u>			
Salary & Benefits	3,162,808	801,314	25%
Supplies & Services	424,450	78,545	19%
Capital	11,000	2,682	24%
Transfers	40,448	-	0%
Total Expenditures	3,638,706	882,541	24%
Source (Use) of Reserves	(166,651)	(57,984)	

PARKS FUND 102	Annual Budget (without reserve)	YTD Actual	% of Budget
Revenues	932,850	225,607	24%
<u>Expenditures</u>			
Salary & Benefits	701,904	154,803	22%
Supplies & Services	289,440	82,129	28%
Transfers	-	-	0%
Total Expenditures	991,344	236,932	24%
Source (Use) of Reserves	(58,494)	(11,325)	

STREET FUND 103	Annual Budget (without reserve)	YTD Actual	% of Budget
Revenues	2,064,606	413,727	20%
<u>Expenditures</u>			
Salary & Benefits	1,267,085	310,623	25%
Supplies & Services	548,700	122,371	22%
Capital Outlay	67,500	8,290	12%
Other Financing Uses -	-	-	-
ER Oper & Rsrv	187,500	62,837	34%
Total Expenditures	2,070,785	504,121	24%
Source (Use) of Reserves	(6,179)	(90,394)	