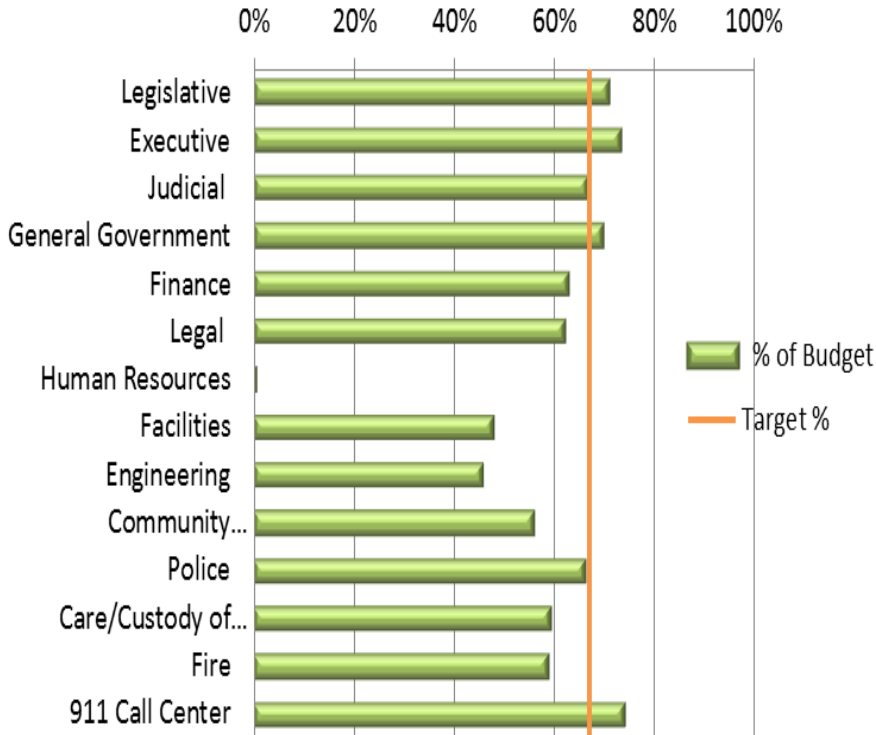


City of Aberdeen General Fund Dashboard Report YTD as of 8/31/17

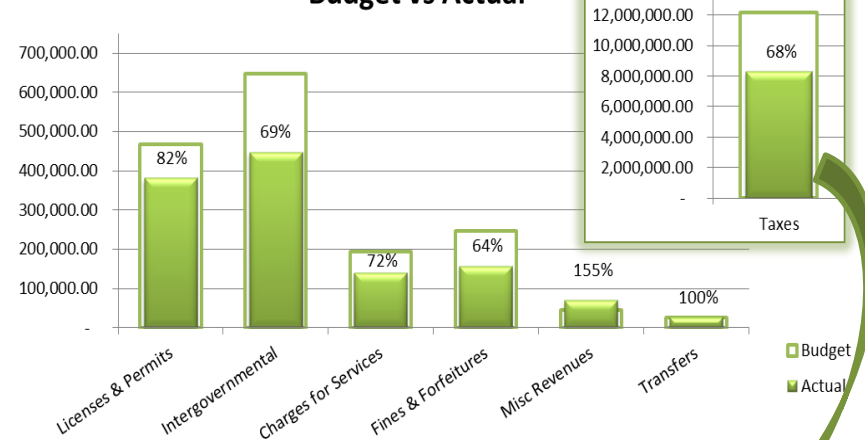
General Fund Recap	Annual Budget (without reserves)	Actual	% of Budget
Revenues	13,798,695	9,544,544	69%
Expenditures	13,879,190	8,829,497	64%
Source (Use) of Reserves	(80,495)	715,047	

Target = 67%

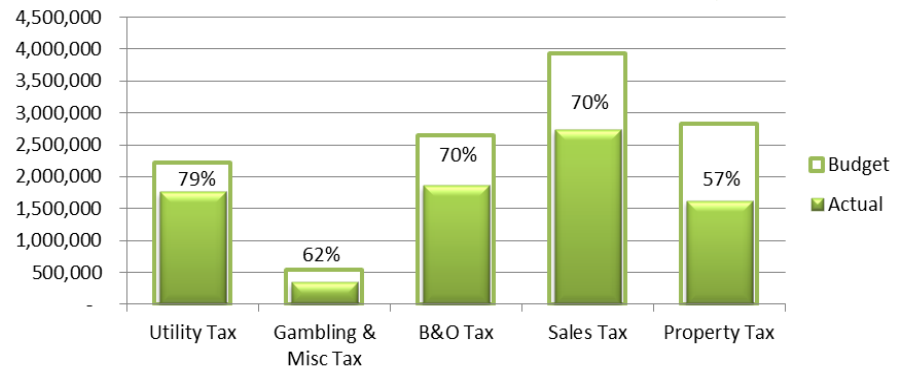
YTD Expense Percent of Budget



YTD Revenue Budget vs Actual



YTD Tax Revenue Breakout



City of Aberdeen - Utility Funds

YTD as of 8/31/2017

SEWER UTILITY FUND 403	Annual Budget (without reserve)	YTD Actual	% of Budget
Revenues	4,348,300	3,074,193	71%
<u>Expenditures</u>			
Salary & Benefits	2,015,650	1,320,393	66%
Supplies & Services	1,466,500	910,582	62%
Capital Outlay	235,000	212,085	90%
Debt Service	429,770	365,164	85%
Other Financing Uses - Transfers	302,300 8,920	190,083 -	63%
Total Expenditures	4,458,140	2,998,307	67%
Source (Use) of Reserves	(109,840)	75,887	

WATER UTILITY FUND 404	Annual Budget (without reserve)	YTD Actual	% of Budget
Revenues	3,610,200	2,407,945	67%
<u>Expenditures</u>			
Salary & Benefits	1,976,160	1,289,996	65%
Supplies & Services	985,400	648,193	66%
Capital Outlay	108,000	21,561	20%
Debt Service	385,810	385,811	100%
Other Financing Uses - Transfers	343,000 8,920	223,621 -	65%
Total Expenditures	3,807,290	2,569,182	67%
Source (Use) of Reserves	(197,090)	(161,237)	

STORMWATER UTILITY FUND 405	Annual Budget (without reserve)	YTD Actual	% of Budget
Revenues	490,500	331,342	68%
<u>Expenditures</u>			
Salary & Benefits	11,360	7,573	67%
Supplies & Services	24,500	-	0%
Other Financing Uses - Transfer to Street Fund	8,000 480,000	35,716 -	446%
Total Expenditures	523,860	43,290	8%
Source (Use) of Reserves	(33,360)	288,052	

INDUSTRIAL WATER UTILITY FUND 407	Annual Budget (without reserve)	YTD Actual	% of Budget
Revenues	235,000	173,912	74%
<u>Expenditures</u>			
Salary & Benefits	120,450	78,910	66%
Supplies & Services	252,200	35,206	14%
Capital Outlay	19,600	31,110	159%
Other Financing Uses - ER Oper & Rsrv	14,000	8,131	58%
Total Expenditures	406,250	153,357	38%
Source (Use) of Reserves	(171,250)	20,555	

City of Aberdeen - Select Special Revenue Funds

YTD as of 8/31/2017

EMS FUND 120	Annual Budget (without reserve)	YTD Actual	% of Budget
Revenues	3,306,440	2,208,662	67%
<u>Expenditures</u>			
Salary & Benefits	3,069,495	2,067,524	67%
Supplies & Services	356,425	160,078	45%
Capital	11,000	7,152	65%
Transfers	43,180	27,125	63%
Total Expenditures	3,480,100	2,261,878	65%
Source (Use) of Reserves	(173,660)	(53,215)	

PARKS FUND 102	Annual Budget (without reserve)	YTD Actual	% of Budget
Revenues	967,200	650,027	67%
<u>Expenditures</u>			
Salary & Benefits	700,170	469,266	67%
Supplies & Services	256,340	187,956	73%
Transfers	2,655	-	0%
Total Expenditures	959,165	657,222	69%
Source (Use) of Reserves	8,035	(7,195)	

STREET FUND 103	Annual Budget (without reserve)	YTD Actual	% of Budget
Revenues	1,925,250	989,274	51%
<u>Expenditures</u>			
Salary & Benefits	1,175,150	791,474	67%
Supplies & Services	510,450	277,436	54%
Capital Outlay	65,000	5,977	9%
Other Financing Uses -	-	-	-
ER Oper & Rsrv	204,000	134,508	66%
Total Expenditures	1,954,600	1,209,394	62%
Source (Use) of Reserves	(29,350)	(220,121)	