

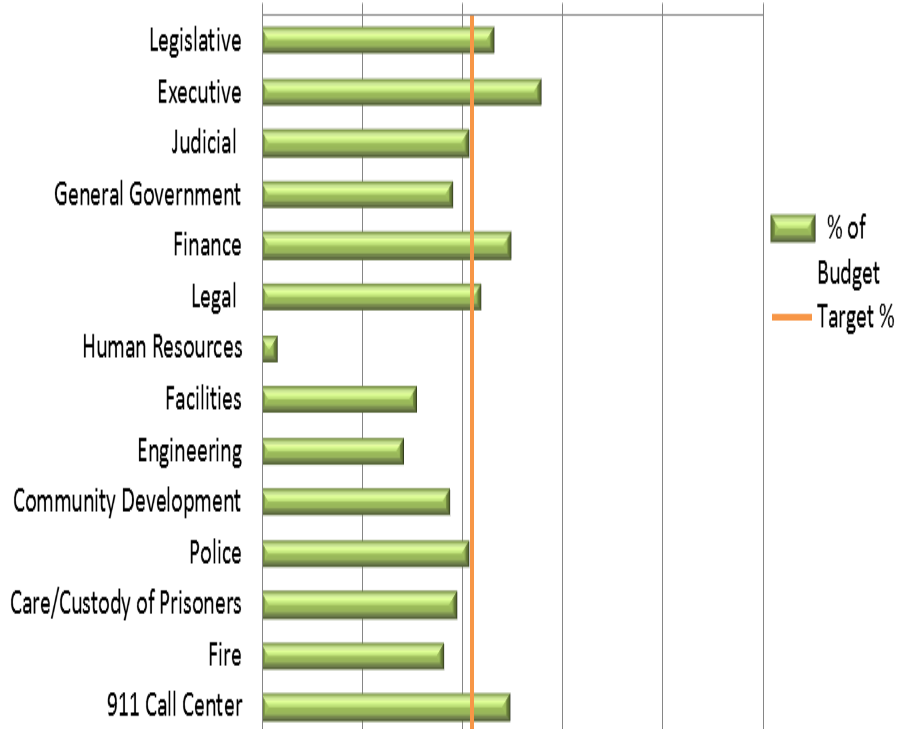
City of Aberdeen General Fund Dashboard Report YTD as of 05/31/17

General Fund Recap	Annual Budget (without reserves)	Actual	% of Budget
Revenues	13,798,695	6,150,422	45%
Expenditures	13,879,190	\$,370,751	39%
Source (Use) of Reserves	(80,495)	779,671	

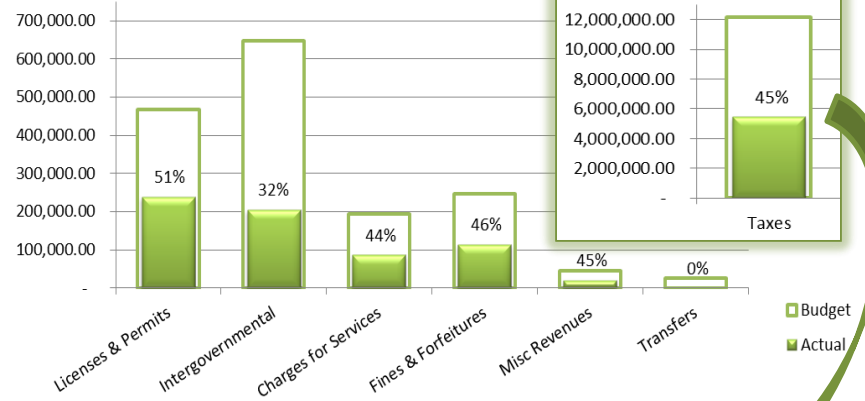
Target = 42%

YTD Expense Percent of Budget

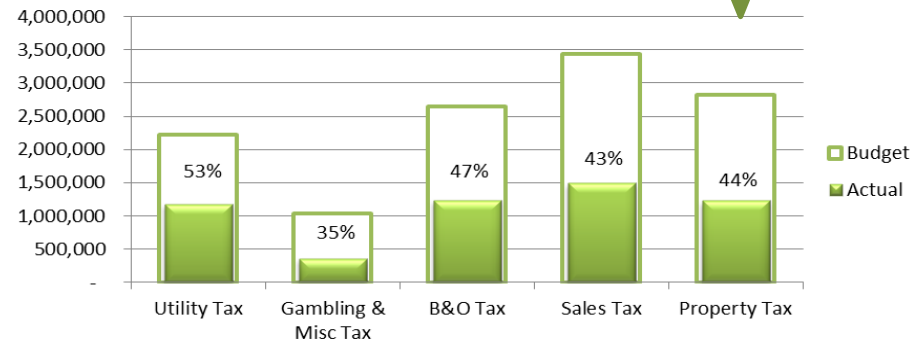
0% 20% 40% 60% 80% 100%



YTD Revenue Budget vs Actual



YTD Tax Revenue Breakout



City of Aberdeen - Utility Funds

YTD as of 5/31/2017

SEWER UTILITY FUND 403	Annual Budget (without reserve)	YTD Actual	% of Budget
Revenues	4,348,300	1,939,914	45%
<u>Expenditures</u>			
Salary & Benefits	2,015,650	805,035	40%
Supplies & Services	1,466,500	614,694	42%
Capital Outlay	235,000	103,653	44%
Debt Service	429,770	365,164	85%
Other Financing Uses - Transfers	302,300 8,920	106,525 -	35%
Total Expenditures	4,458,140	1,995,071	45%
Source (Use) of Reserves	(109,840)	(55,157)	

WATER UTILITY FUND 404	Annual Budget (without reserve)	YTD Actual	% of Budget
Revenues	3,610,200	1,464,331	41%
<u>Expenditures</u>			
Salary & Benefits	1,976,160	782,873	40%
Supplies & Services	985,400	472,172	48%
Capital Outlay	108,000	21,561	20%
Debt Service	385,810	385,811	100%
Other Financing Uses - Transfers	343,000 8,920	124,355 -	36%
Total Expenditures	3,807,290	1,786,772	47%
Source (Use) of Reserves	(197,090)	(322,441)	

STORMWATER UTILITY FUND 405	Annual Budget (without reserve)	YTD Actual	% of Budget
Revenues	490,500	206,516	42%
<u>Expenditures</u>			
Salary & Benefits	11,360	3,787	33%
Supplies & Services	24,500	-	0%
Other Financing Uses - Transfer to Street Fund	8,000 480,000	11,111 -	139%
Total Expenditures	523,860	14,897	3%
Source (Use) of Reserves	(33,360)	191,618	

INDUSTRIAL WATER UTILITY FUND 407	Annual Budget (without reserve)	YTD Actual	% of Budget
Revenues	235,000	101,897	43%
<u>Expenditures</u>			
Salary & Benefits	120,450	55,492	46%
Supplies & Services	252,200	24,284	10%
Capital Outlay	19,600	7,698	39%
Other Financing Uses - ER Oper & Rsrv	14,000	4,092	29%
Total Expenditures	406,250	91,567	23%
Source (Use) of Reserves	(171,250)	10,330	

City of Aberdeen - Select Special Revenue Funds

YTD as of 5/31/2017

EMS FUND 120	Annual Budget (without reserve)	YTD Actual	% of Budget
Revenues	3,306,440	1,350,312	41%
<u>Expenditures</u>			
Salary & Benefits	3,069,495	1,294,971	42%
Supplies & Services	281,725	103,254	37%
Capital	11,000	4,470	41%
Transfers	43,180	-	
Total Expenditures	3,362,220	1,402,695	42%
Source (Use) of Reserves	(55,780)	(52,382)	

PARKS FUND 102	Annual Budget (without reserve)	YTD Actual	% of Budget
Revenues	967,200	315,756	33%
<u>Expenditures</u>			
Salary & Benefits	700,170	271,571	39%
Supplies & Services	256,340	115,585	45%
Transfers	2,655	-	N/A
Total Expenditures	959,165	387,156	40%
Source (Use) of Reserves	8,035	(71,400)	

STREET FUND 103	Annual Budget (without reserve)	YTD Actual	% of Budget
Revenues	1,926,250	509,448	26%
<u>Expenditures</u>			
Salary & Benefits	1,175,150	468,833	40%
Supplies & Services	510,450	168,325	33%
Capital Outlay	65,000	3,278	
Other Financing Uses -	-	-	
ER Oper & Rsrv	204,000	90,824	
Total Expenditures	1,954,600	731,260	37%
Source (Use) of Reserves	(28,350)	(221,812)	