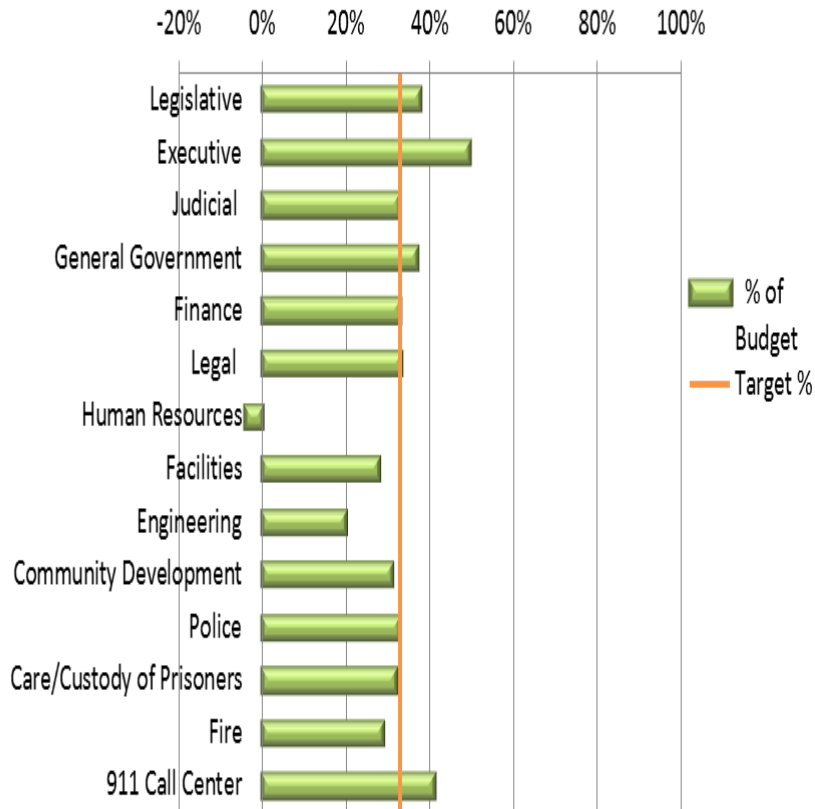


City of Aberdeen General Fund Dashboard Report YTD as of 04/30/17

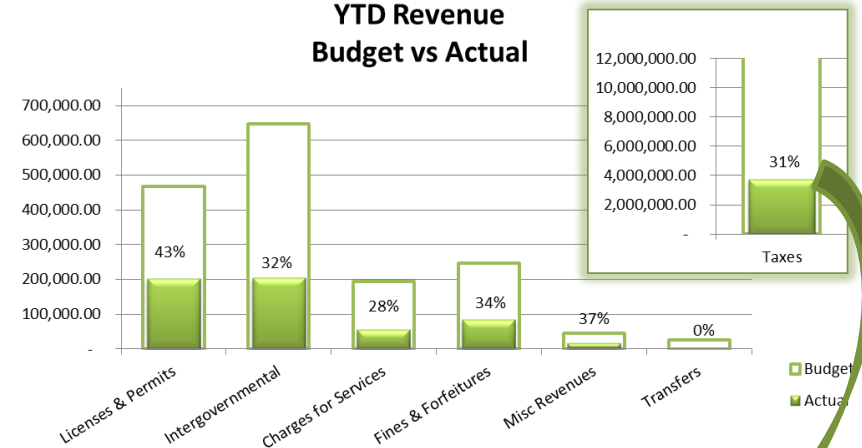
General Fund Recap	Annual Budget (without reserves)	Actual	% of Budget
Revenues	13,798,695	4,300,441	31%
Expenditures	13,879,190	4,515,035	33%
Source (Use) of Reserves	(80,495)	(214,594)	

Target = 33%

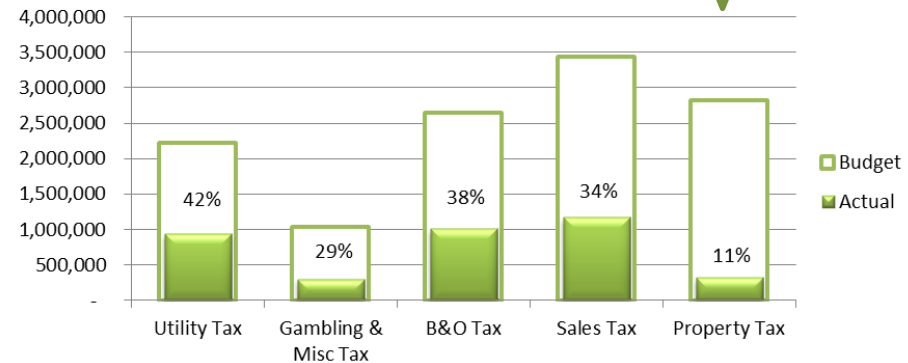
YTD Expense Percent of Budget



YTD Revenue Budget vs Actual



YTD Tax Revenue Breakout



City of Aberdeen - Utility Funds

YTD as of 4/30/2017

SEWER UTILITY FUND 403	Annual Budget (without reserve)	YTD Actual	% of Budget
Revenues	4,348,300	1,529,658	35%
<u>Expenditures</u>			
Salary & Benefits	2,015,650	657,907	33%
Supplies & Services	1,466,500	531,088	36%
Capital Outlay	235,000	55,635	24%
Debt Service	429,770	-	0%
Other Financing Uses -	302,300	100,752	33%
Transfers	8,920	-	
Total Expenditures	4,458,140	1,345,382	30%
Source (Use) of Reserves	(109,840)	184,276	

WATER UTILITY FUND 404	Annual Budget (without reserve)	YTD Actual	% of Budget
Revenues	3,610,200	1,155,606	32%
<u>Expenditures</u>			
Salary & Benefits	1,976,160	645,608	33%
Supplies & Services	985,400	422,746	43%
Capital Outlay	108,000	20,531	19%
Debt Service	385,810	-	0%
Other Financing Uses -	343,000	112,135	33%
Transfers	8,920	-	
Total Expenditures	3,807,290	1,201,020	32%
Source (Use) of Reserves	(197,090)	(45,414)	

STORMWATER UTILITY FUND 405	Annual Budget (without reserve)	YTD Actual	% of Budget
Revenues	490,500	164,145	33%
<u>Expenditures</u>			
Salary & Benefits	11,360	3,787	33%
Supplies & Services	24,500	-	0%
Other Financing Uses -	8,000	10,547	132%
Transfer to Street Fund	480,000	-	
Total Expenditures	523,860	14,333	3%
Source (Use) of Reserves	(33,360)	149,812	

INDUSTRIAL WATER UTILITY FUND 407	Annual Budget (without reserve)	YTD Actual	% of Budget
Revenues	235,000	79,394	34%
<u>Expenditures</u>			
Salary & Benefits	120,450	46,284	38%
Supplies & Services	252,200	20,724	8%
Capital Outlay	19,600	5,671	29%
Other Financing Uses -	14,000	4,161	30%
ER Oper & Rsrv			
Total Expenditures	406,250	76,839	19%
Source (Use) of Reserves	(171,250)	2,554	

City of Aberdeen - Select Special Revenue Funds

YTD as of 4/30/2017

EMS FUND 120	Annual Budget (without reserve)	YTD Actual	% of Budget
Revenues	3,306,440	1,069,789	32%
<u>Expenditures</u>			
Salary & Benefits	3,069,495	1,036,398	34%
Supplies & Services	281,725	87,987	31%
Capital	11,000	3,576	33%
Transfers	43,180	-	
Total Expenditures	3,362,220	1,127,961	34%
Source (Use) of Reserves	(55,780)	(58,171)	

PARKS FUND 102	Annual Budget (without reserve)	YTD Actual	% of Budget
Revenues	967,200	315,756	33%
<u>Expenditures</u>			
Salary & Benefits	700,170	218,023	31%
Supplies & Services	256,340	92,789	36%
Transfers	2,655	-	N/A
Total Expenditures	959,165	310,812	32%
Source (Use) of Reserves	8,035	4,944	

STREET FUND 103	Annual Budget (without reserve)	YTD Actual	% of Budget
Revenues	1,926,250	463,772	24%
<u>Expenditures</u>			
Salary & Benefits	1,175,150	372,964	32%
Supplies & Services	510,450	141,309	28%
Capital Outlay	65,000	-	
Other Financing Uses -	-	-	
ER Oper & Rsrv	204,000	64,083	
Total Expenditures	1,954,600	578,356	30%
Source (Use) of Reserves	(28,350)	(114,584)	