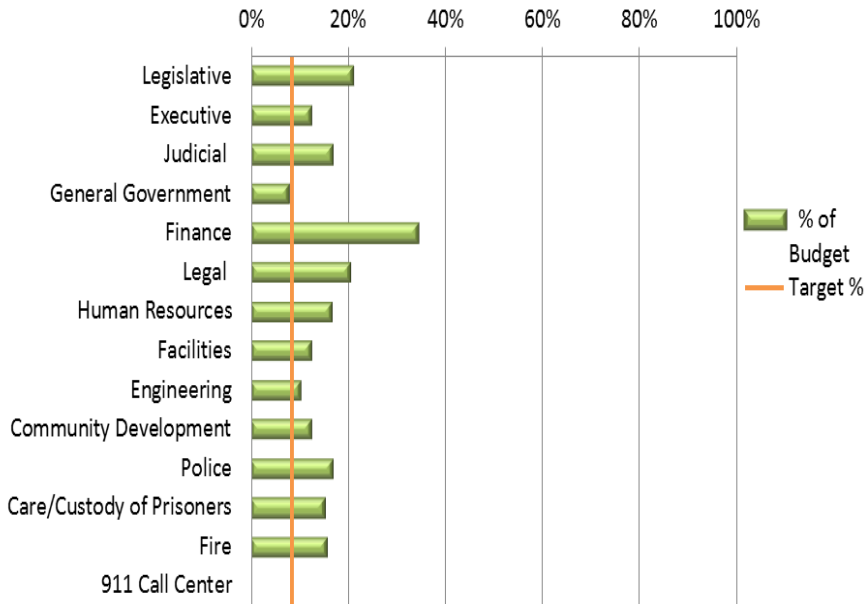


# City of Aberdeen General Fund Dashboard Report YTD as of 2/28/17

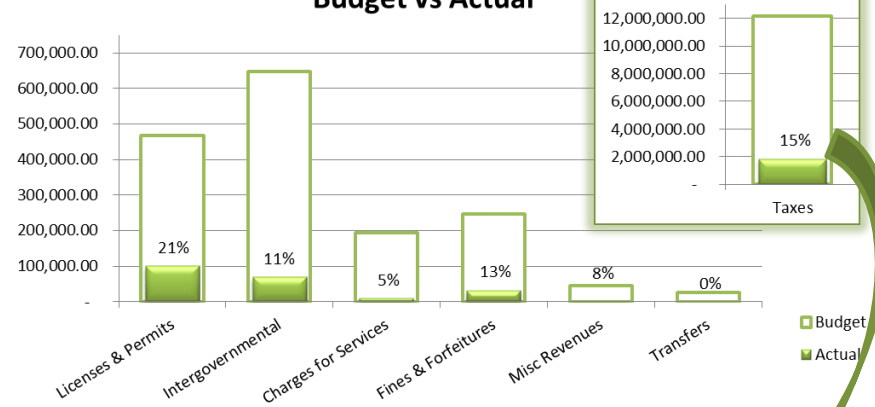
General Fund Recap	Annual Budget (without reserves)	Actual	% of Budget
Revenues	13,798,695	2,084,179	15%
Expenditures	13,879,190	1,922,237	14%
Source (Use) of Reserves	(80,495)	161,942	

Target = 17%

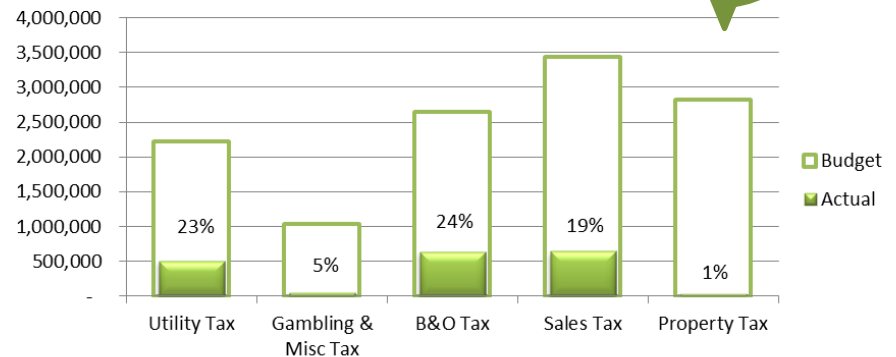
## YTD Expense Percent of Budget



## YTD Revenue Budget vs Actual



## YTD Tax Revenue Breakout



# City of Aberdeen - Utility Funds

YTD as of 2/28/2017

<b>SEWER UTILITY FUND 403</b>	Annual Budget (without reserve)	YTD Actual	% of Budget
Revenues	4,348,300	645,102	15%
<u>Expenditures</u>			
Salary & Benefits	2,015,650	298,876	15%
Supplies & Services	1,466,500	374,126	26%
Capital Outlay	235,000	55,635	24%
Debt Service	429,770	-	0%
Other Financing Uses -	302,300	21,774	7%
Transfers	8,920	-	
<b>Total Expenditures</b>	<b>4,458,140</b>	<b>750,411</b>	<b>17%</b>
Source (Use) of Reserves	(109,840)	(105,309)	

<b>WATER UTILITY FUND 404</b>	Annual Budget (without reserve)	YTD Actual	% of Budget
Revenues	3,610,200	561,291	16%
<u>Expenditures</u>			
Salary & Benefits	1,976,160	291,187	15%
Supplies & Services	985,400	297,354	30%
Capital Outlay	108,000	20,531	19%
Debt Service	385,810	-	0%
Other Financing Uses -	343,000	26,228	8%
Transfers	8,920	-	
<b>Total Expenditures</b>	<b>3,807,290</b>	<b>635,300</b>	<b>17%</b>
Source (Use) of Reserves	(197,090)	(74,009)	

<b>STORMWATER UTILITY FUND 405</b>	Annual Budget (without reserve)	YTD Actual	% of Budget
Revenues	490,500	81,274	17%
<u>Expenditures</u>			
Salary & Benefits	11,360	-	0%
Supplies & Services	24,500	-	0%
Other Financing Uses -	8,000	1,171	15%
Transfer to Street Fund	480,000	-	
<b>Total Expenditures</b>	<b>523,860</b>	<b>1,171</b>	<b>0%</b>
Source (Use) of Reserves	(33,360)	80,102	

<b>INDUSTRIAL WATER UTILITY FUND 407</b>	Annual Budget (without reserve)	YTD Actual	% of Budget
Revenues	235,000	38,434	16%
<u>Expenditures</u>			
Salary & Benefits	120,450	19,987	17%
Supplies & Services	252,200	7,637	3%
Capital Outlay	19,600	-	0%
Other Financing Uses -	14,000	124	1%
ER Oper & Rsrv			
<b>Total Expenditures</b>	<b>406,250</b>	<b>27,749</b>	<b>7%</b>
Source (Use) of Reserves	(171,250)	10,685	

# City of Aberdeen - Select Special Revenue Funds

YTD as of 2/28/2017

<b>EMS FUND 120</b>	Annual Budget (without reserve)	YTD Actual	% of Budget
Revenues	3,306,440	530,853	16%
<u>Expenditures</u>			
Salary & Benefits	3,069,495	500,961	16%
Supplies & Services	281,725	37,465	13%
Capital	11,000	1,788	16%
Transfers	43,180	-	
Total Expenditures	3,362,220	540,214	16%
Source (Use) of Reserves	(55,780)	(9,361)	

<b>PARKS FUND 102</b>	Annual Budget (without reserve)	YTD Actual	% of Budget
Revenues	967,200	705	0%
<u>Expenditures</u>			
Salary & Benefits	700,170	104,725	15%
Supplies & Services	256,340	56,065	22%
Transfers	2,655	-	0%
Total Expenditures	959,165	160,789	17%
Source (Use) of Reserves	8,035	(160,085)	

<b>STREET FUND 103</b>	Annual Budget (without reserve)	YTD Actual	% of Budget
Revenues	1,926,250	53,848	3%
<u>Expenditures</u>			
Salary & Benefits	1,175,150	177,230	15%
Supplies & Services	510,450	81,359	16%
Capital Outlay	65,000	-	
Other Financing Uses -	-	22,448	
ER Oper & Rsrv	204,000	-	
Total Expenditures	1,954,600	281,036	14%
Source (Use) of Reserves	(28,350)	(227,187)	