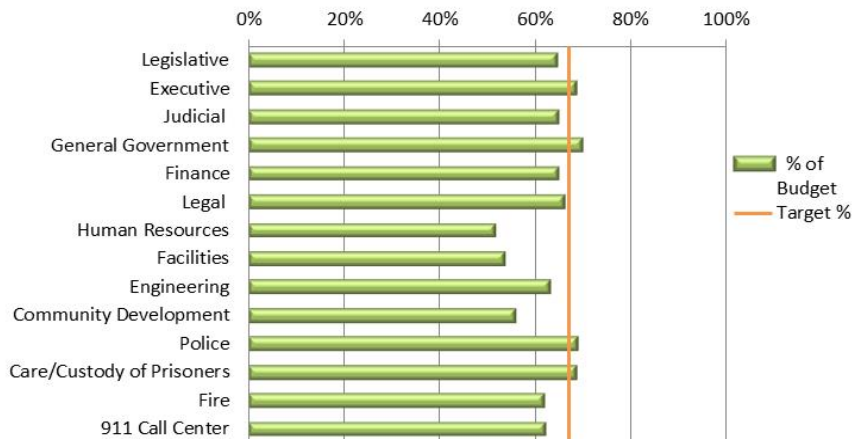


City of Aberdeen General Fund Dashboard Report YTD as of 8/31/16

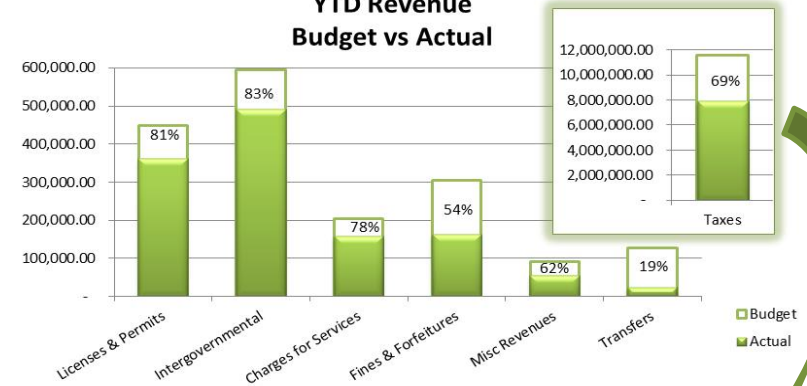
General Fund Recap	Annual Budget (without reserves)	Actual	% of Budget
Revenues	13,331,466	9,205,874	69%
Expenditures	13,314,687	8,869,325	67%
Source (Use) of Reserves	16,779	336,549	

Target
= 67%

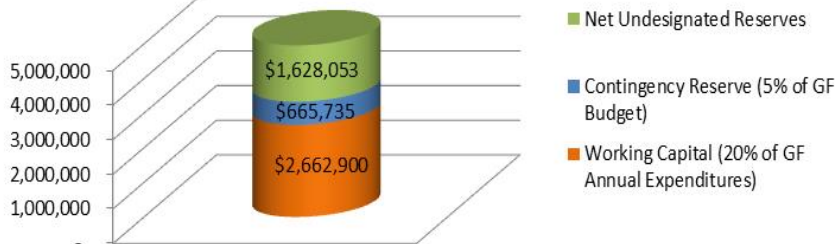
YTD Expense Percent of Budget



YTD Revenue Budget vs Actual



Reserve Analysis



YTD Tax Revenue Breakout



City of Aberdeen - Utility Funds

YTD as of 8/31/2016

SEWER UTILITY FUND 403	Annual Budget (without reserve)	YTD Actual	% of Budget
Revenues	4,081,700	2,790,774	68%
<u>Expenditures</u>			
Salary & Benefits	1,946,280	1,273,820	65%
Supplies & Services	1,535,850	1,058,062	69%
Capital Outlay	604,631	372,978	62%
Debt Service	366,939	366,939	100%
Other Financing Uses - ER Oper & Rsrv	164,000	33,128	20%
Total Expenditures	4,617,700	3,104,927	67%
Source (Use) of Reserves	(536,000)	(314,153)	

WATER UTILITY FUND 404	Annual Budget (without reserve)	YTD Actual	% of Budget
Revenues	3,739,500	2,869,999	77%
<u>Expenditures</u>			
Salary & Benefits	1,863,900	1,193,521	64%
Supplies & Services	1,287,306	769,017	60%
Capital Outlay	325,000	247,289	76%
Debt Service	389,594	389,593	100%
Other Financing Uses - ER Oper & Rsrv	123,700	52,324	42%
Total Expenditures	3,989,500	2,651,744	66%
Source (Use) of Reserves	(250,000)	218,255	

STORMWATER UTILITY FUND 405	Annual Budget (without reserve)	YTD Actual	% of Budget
Revenues	485,700	378,024	78%
<u>Expenditures</u>			
Salary & Benefits	12,270	8,180	67%
Supplies & Services	42,500	19,302	45%
Other Financing Uses - Transfer to Street Fund	480,000	218,839	46%
Total Expenditures	534,770	246,321	46%
Source (Use) of Reserves	(49,070)	131,703	

INDUSTRIAL WATER UTILITY FUND 407	Annual Budget (without reserve)	YTD Actual	% of Budget
Revenues	257,000	159,125	62%
<u>Expenditures</u>			
Salary & Benefits	121,541	100,546	83%
Supplies & Services	213,959	62,827	29%
Capital Outlay	30,000	9,293	31%
Other Financing Uses - ER Oper & Rsrv	7,500	811	11%
Total Expenditures	373,000	173,477	47%
Source (Use) of Reserves	(116,000)	(14,352)	

City of Aberdeen - Select Special Revenue Funds YTD as of 8/31/2016

EMS FUND 120	Annual Budget (without reserve)	YTD Actual	% of Budget
Revenues	3,278,670	2,274,075	69%
<u>Expenditures</u>			
Salary & Benefits	2,948,447	1,930,349	65%
Supplies & Services	255,893	130,003	51%
Other Financing Uses - Transfer to 911 & Capital Rsrv	74,330	24,330	33%
Total Expenditures	3,278,670	2,084,682	64%
Source (Use) of Reserves	-	189,393	

PARKS FUND 102	Annual Budget (without reserve)	YTD Actual	% of Budget
Revenues	934,050	620,881	66%
<u>Expenditures</u>			
Salary & Benefits	714,333	443,899	62%
Supplies & Services	244,948	164,510	67%
Capital Outlays	-	40,574	N/A
Total Expenditures	959,281	648,983	68%
Source (Use) of Reserves	(25,231)	(28,102)	

STREET FUND 103	Annual Budget (without reserve)	YTD Actual	% of Budget
Revenues	1,848,000	1,104,647	60%
<u>Expenditures</u>			
Salary & Benefits	1,181,956	749,452	63%
Supplies & Services	494,294	257,323	52%
Capital Outlay	28,000	-	
Other Financing Uses - ER Oper & Rsrv	196,250	57,870	29%
Total Expenditures	1,900,500	1,064,645	56%
Source (Use) of Reserves	(52,500)	40,002	